

Studer Backup Battery – Sheet 2

Data Sheet

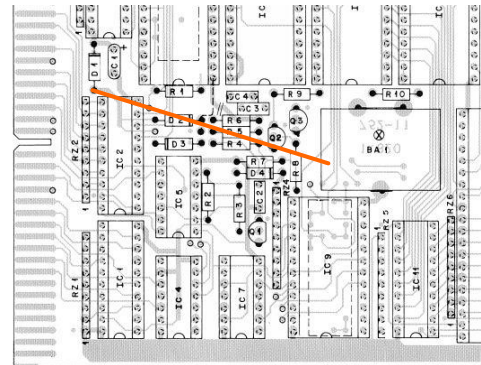
Attaching the Orange charge wire.

Studer manuals can be found here:

https://www.reeltoreel.nl/studer/Public/Products/Recording_Analog/

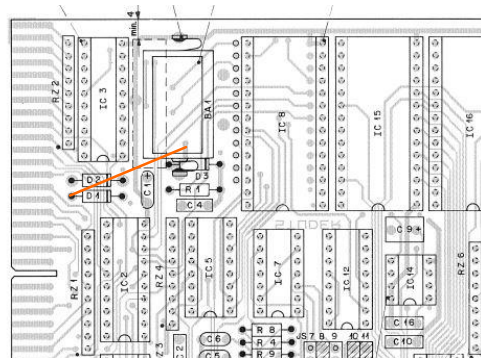


Above. Studer A812 Backup battery installation.

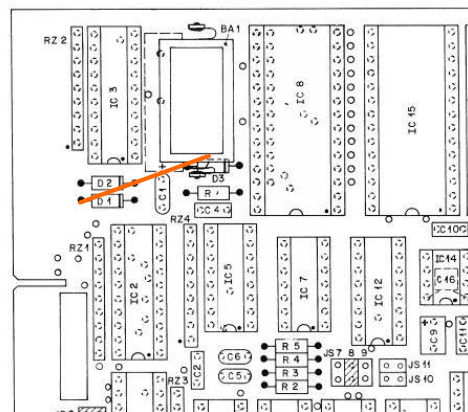


// PRINTED CONDUCTOR INTERRUPTED

Studer A810 installation 1.810.780.xx.
(NOT 1.810.752.xx MPU)



Studer A812 installation.



Studer A816/A820/A827 installation

Email: info@recapping.net

Twitter: [@RecappingNet](https://twitter.com/RecappingNet)

Phone: 07405 899 256

Recapping Digital Ltd, 42 Dovecote, Newport Pagnell, Buckinghamshire, MK16 8BB, United Kingdom

